

USHA[®]

STRAIGHT STITCH SEWING MACHINES

Trust
&
Quality
Forever

KEERTHY SURESH
ACTOR



 usha_care@usha.com

 [@ushasewofficial](https://www.facebook.com/ushasewofficial)

 [@ushasewofficial](https://www.instagram.com/ushasewofficial)

 [@ushasewofficial](https://twitter.com/ushasewofficial)



* T&C Apply



1% OF EVERY SALE CONTRIBUTES
TO WOMEN EMPOWERMENT
www.ushainitiatives.com

AAYUSH

- Auto tripping, adjustable screw type bobbin winder for uniform bobbin winding and perfect stitch formation.
- Lever type stitch regulator for easy forward & reverse stitch control.
- Slide plate for easy insertion of bobbin and bobbin case.
- Screw type pressure adjustment for controlling the Presser bar pressure.



ANAND

- Auto tripping, adjustable screw type bobbin winder for uniform bobbin winding and perfect stitch formation.
- Lever type stitch regulator for easy forward & reverse stitch control.
- Slide plate for easy insertion of bobbin and bobbin case.
- Screw type pressure adjustment for controlling the Presser bar pressure.
- Also available in a coloured composite packaging with the machine, hand attachment, plastic base and cover. A coloured composite packaging option without a cover is also available.



ANAND DELUXE

- Square arm body.
- Colours: black & midnight blue.
- Auto tripping, adjustable screw type bobbin winder for uniform bobbin winding and perfect stitch formation.
- Lever type stitch regulator for easy forward & reverse stitch control.
- Slide plate for easy insertion of bobbin and bobbin case.
- Screw type pressure adjustment for controlling the Presser bar pressure.
- Also available in a coloured composite packaging with the machine, hand attachment, plastic base and cover. A coloured composite packaging option without a cover is also available.



BANDHAN

- Auto tripping, adjustable screw type bobbin winder for uniform bobbin winding and perfect stitch formation.
- Lever type stitch regulator for easy forward & reverse stitch control.
- Slide plate for easy insertion of bobbin and bobbin case.
- Screw type pressure adjustment for controlling the Presser bar pressure.
- Also available in a coloured composite packaging with the machine, hand attachment, plastic base and cover. A coloured composite packaging option without a cover is also available.



BANDHAN DELUXE

- Square arm body.
- Unique brown colour sewing machine.
- Auto tripping, adjustable screw type bobbin winder for uniform bobbin winding and perfect stitch formation.
- Lever type stitch regulator for easy forward & reverse stitch control.
- Slide plate for easy insertion of bobbin and bobbin case.
- Screw type pressure adjustment for controlling the Presser bar pressure.
- Also available in a coloured composite packaging with the machine, hand attachment, plastic base and cover. A coloured composite packaging option without a cover is also available.




TAILOR DELUXE

- Auto tripping, adjustable screw type bobbin winder for uniform bobbin winding and perfect stitch formation.
- Lever type stitch regulator for easy forward & reverse stitch control.
- Slide plate for easy insertion of bobbin and bobbin case.
- Screw type pressure adjustment for controlling the Presser bar pressure.



CHAMPION

- Auto tripping, adjustable screw type bobbin winder for uniform bobbin winding and perfect stitch formation.
- Lever type stitch regulator for easy forward & reverse stitch control.
- Screw type pressure adjustment for controlling the Presser bar pressure.
- Open type shuttle race for easy maintenance.
- Hinge type slide plate for easy insertion of bobbin and bobbin case.



USHA TAILOR PRO

- Auto trip bobbin winder for uniform bobbin winding.
- Lever type stitch regulator for better forward & reverse stitch control.
- Screw type pressure adjuster for fine-tuning pressure easily.
- Slide plate for easy insertion of bobbin and bobbin case.



ROOPA FAMILY

- Colour options black & metallic green.
- Auto tripping, adjustable screw type bobbin winder for uniform bobbin winding and perfect stitch formation.
- Lever type stitch regulator for easy forward & reverse stitch control.
- Screw type pressure adjuster for light, medium and heavy fabrics.
- Open type shuttle race for easy maintenance.
- Hinge type slide plate for easy insertion of bobbin and bobbin case.



- Auto tripping, adjustable screw type bobbin winder for uniform bobbin winding and perfect stitch formation.
- Lever type stitch regulator for easy forward & reverse stitch control.
- Screw type pressure adjuster for light, medium and heavy fabrics.
- Open type shuttle race for easy maintenance.
- Hinge type slide plate for easy insertion of bobbin and bobbin case.
- Extra heavy fly wheel for better torque for operating the sewing machine.
- Also available in a coloured composite packaging with hand attachment, plastic base and cover.



UMANG DLX

- Square arm body.
- Unique Green colour.
- Auto tripping, adjustable screw type bobbin winder for uniform bobbin winding and perfect stitch formation.
- Lever type stitch regulator for easy forward & reverse stitch control.
- Screw type pressure adjuster for light, medium and heavy fabrics.
- Open type shuttle race for easy maintenance.
- Hinge type slide plate for easy insertion of bobbin and bobbin case.



ROOPA ULTRA

- Modern & contemporary design.
- Colour options black & metallic silver grey.
- Auto tripping, adjustable screw type bobbin winder for uniform bobbin winding and perfect stitch formation.
- Lever type stitch regulator for easy forward & reverse stitch control.
- Screw type pressure adjuster for light, medium and heavy fabrics.
- Open type shuttle race for easy maintenance.
- Hinge type slide plate for easy insertion of bobbin and bobbin case.



TAILOR SUPREME

- Auto tripping, adjustable screw type bobbin winder for uniform bobbin winding and perfect stitch formation.
- Lever type stitch regulator for easy forward & reverse stitch control.
- Screw type pressure adjustment for controlling the Presser bar pressure.
- Open type shuttle race for easy maintenance.
- Hinge type slide plate for easy insertion of bobbin and bobbin case.




LINK DLX

- Square arm body makes it sturdy and more durable.
- Link motion thread take up lever mechanism for noiseless stitching.
- High speed of up to 1000 stitches per minute (SPM) for better efficiency.
- Round dial type stitch regulator for easy forward and reverse stitch control.
- Hinge type slide plate for easy insertion of bobbin and bobbin case.
- Open type shuttle race for easy maintenance.
- Heavy fly wheel for better torque for operating the Sewing machine.



BUTTERFLY

- Metallic purple colour with smart graphic transfers for a smarter look.
- Patchomatic pressure adjuster for light, medium and heavy fabrics.
- Three position fabric selector for stitching choice of fabrics.
- Lever type stitch regulator for easy forward & reverse stitch control.
- Auto tripping, adjustable screw type bobbin winder for uniform bobbin winding and perfect stitch formation.
- Hinge type slide plate for easy insertion of bobbin and bobbin case.
- Open type shuttle race for easy maintenance.




TAILOR SUPER DLX

- Five vital components (connecting rod, Feed fork, feed dog holder, oscillating rock shaft and needle bar link) made of forged steel for better durability.
- Patchomatic pressure adjuster for light, medium and heavy fabrics.
- Three position fabric selector for stitching choice of fabrics.
- Lever type stitch regulator for easy forward & reverse stitch control.
- Auto tripping, adjustable screw type bobbin winder for uniform bobbin winding and perfect stitch formation.
- Hinge type slide plate for easy insertion of bobbin and bobbin case.
- Open type shuttle race for easy maintenance.



STREAMLINED

- Square arm for sturdy looks.
- Dual colour machine with glossy finish.
- Dial type stitch regulator for easy forward & reverse stitch control.
- Built in light for better visibility of the sewing area.
- Patchomatic pressure adjuster for light, medium and heavy fabrics.
- Three position fabric selector for stitching choice of fabrics.
- Auto tripping, adjustable screw type bobbin winder for uniform bobbin winding and perfect stitch formation.
- Hinge type slide plate for easy insertion of bobbin and bobbin case.
- Open type shuttle race for easy maintenance.



STRAIGHT STITCH MACHINE ACCESSORIES

POWER


SM MOTOR POWER 1/20 HP



- Copper winding for better reliability & low power consumption.
- Smooth operation with lower noise level.
- Three pin plug for better safety.
- Low temperature rise for better life of the motor.
- 1 Year Warranty
- Cast strong body
- Corrosion resistant body

STANDARD TABLE DELUXE

- Larger surface area
- Extra Thickness - 21 mm
- Smooth Surface
- Sturdy



FOR GREAT SEWING IDEAS

**LOG ONTO
USHASEW.COM**

Usha International Ltd.

Plot No. 15, Institutional Area, Sector 32, Gurugram-122 001, Haryana.

Registered Office: Surya Kiran Building, 19, K.G. Marg, New Delhi - 110001

Disclaimer : Images shown here are only representative of the final product.

USHA care

Toll Free 1800 1033 111



www.ushasew.com